



# TITAN

 **ORIENT**CERAMICA

# ABOUT TITAN

SOMETHING OF GREAT STRENGTH


- EXTREMELY IMPORTANT, LARGE AND POWERFUL - ONE OF ITS KIND
- THE WORD TITAN IS DERIVED FROM GREEK MYTHOLOGY MEANING 'FAMILY OF GIANTS' WHICH DEEPLY RESONATES WITH THE NEW 100X100 SIZE



ORIENT

## ABOUT

ORIENT CERAMICA IS A PART OF ORIENT GROUP OF COMPANIES WHICH TRAILS A LEGACY OF 60 YEARS OF INNOVATION, QUALITY, AND AN EXTENSIVE JOURNEY TO EXCELLENCE. WE HAVE ESTABLISHED A STATE-OF-THE-ART ITALIAN PRODUCTION FACILITY TO INTRODUCE EUROPEAN STANDARD GRÉS PORCELAIN TILES FOR THE PAKISTANI MARKET. ORIENT CERAMICA IS A PREMIUM BRAND THAT HAS ESTABLISHED ITSELF AS THE MOST TRUSTED PROVIDER OF AN AFFLUENT LIFESTYLE IN PAKISTAN. OUR GRÉS PORCELAIN TILES ARE WELCOMED IN A BROAD RANGE OF INTERIOR SETTINGS DUE TO THEIR UNIQUE VERSATILITY IN APPLICATION. AVAILABLE IN A WIDE RANGE OF SIZES, COLORS, TEXTURES, AND FINISHES TO BEAUTIFY MUNDANE AND ORDINARY SPACES AND TURN THEM INTO EXTRAORDINARY INTERIORS.



## WHY ORIENT CERAMICA?

ORIENT CERAMICA HAS ESTABLISHED A STATE-OF-THE-ART ITALIAN MANUFACTURING FACILITY AND INTRODUCED GRÉS PORCELAIN TILES FIRED IN PAKISTAN'S MOST ADVANCED MAESTRO KILN. OUR DESIGNS ARE PRINTED WITH MULTI-RESOLUTION TECHNOLOGY TO GIVE YOU OUR DESIGNS. CUSTOMERS WITH A NATURAL FINISH.

OUR GRÉS PORCELAIN TILES ARE CUT USING SQUADRA DRY TECHNOLOGY TO ENSURE EACH TILE IS THE SAME SIZE. IT ALSO INCORPORATES SUPERSHINE, A HIGH-GLOSS FINISHING TECHNOLOGY.

The image features a complex, futuristic architectural structure composed of numerous dark blue and black, angular, layered components that create a sense of depth and perspective. In the center of the structure is a large, glowing sphere with a gradient from light blue to white, and a pattern of dark, diagonal stripes across its lower half. The background is a dark, starry space with a subtle nebula-like glow. The overall aesthetic is high-tech and futuristic.

TECHNOLOGIES

OUR UNIQUE QUALITY FEATURES THAT MAKE US DIFFERENT FROM OTHERS AND HELP US MEET INTERNATIONAL STANDARDS.



**GRÈS**  
PORCELAIN

THE ULTIMATE TILE BODY, GUARANTEES DURABILITY AND STRONG FOUNDATION.



**MAESTRO**  
KILN TECHNOLOGY

ENSURES EDGE TO EDGE HOMOGENOUS TEMPERATURE.



**MULTI**  
RESOLUTION  
PRINTING

OPTIMIZED COLOR PROCESSING, LARGER COLOR PALETTE.



**SQUADRA**  
DRY TECHNOLOGY

PROPORTIONATE DIMENSIONS, ABSORBS AND RETAINS MOISTURE.



**PURO**  
ANTIBACTERIAL

ELIMINATES UPTO 99.9% OF BACTERIA AND OTHER HARMFUL MICROORGANISMS.



**SURFACES / FINISHES**



SUPERMATTE

MOST DEMANDING PERFORMANCE SPECIFICATIONS,  
ZERO GLOSSY FINISH PROVIDING YOU WITH SUPER-MATTE  
SURFACES.



LUSTRE

A SOFT GLOWING, SHINY & GLITTERY SURFACE CREATED  
BY APPLYING SPECIAL CERAMIC MATERIALS.



ROCKER EFFECT

CARVED TEXTURE ON SURFACES CREATED THROUGH  
SPECIAL CERAMIC MATERIALS AS TO GIVE NATURAL  
MARBLE OR STONE LOOK.



TACTILE EFFECT

MILD CARVED & SMOOTH TEXTURE ON THE SURFACES FOR  
NATURAL SENSE OF FEELING SPECIALLY ON WOOD & FABRICS.



PUNCH

ENGRAVED STRUCTURE TO DESIGN AESTHETIC SCULPTURE  
ON THE BODY SURFACE ACCORDING TO DESIGN DEMAND.



DURA GRIP

NON SLIPPERY OR NON-SKID SURFACE.





SUPERSHINE

MODERN ENVIRONMENTAL FRIENDLY POLISHING METHOD ENSURING SCRATCH FREE AND ANTIBACTERIAL FINISH.



BODY PLUS

HOMOGENEOUS TILES, ALSO CALLED FULL BODY TILES OR THROUGH-BODY TILES, IS A TYPE OF SPECIAL UNGLAZED TILES WHOSE SURFACE COLOR IS THE SAME AS THE ENTIRE TILE.



LAPPATO

SEMI GLOSSY APPEARANCE ON MATTE SURFACE BY APPLYING BUFFING PROCESS.



DIAMOND SHINE

SUPERLATIVE DEGREE OF SUPERSHINE PROCESSED SURFACES.



CRISTAL EFFECT

EMBOSED TRANSPARENT OR TRANSLUCENT SURFACES IN DIFFERENT SHAPES SPREAD OVER SURFACE IN DROPLETS OR OTHER AESTHETIC FORMS.



VELVET MATTE

SURFACE WITH UNIQUE SOFT & SILKY TOUCH.



PRODUCTS

## ROCA MUSCOVITE



SURFACE



SUPERMATTE

ROCA MUSCOVITE SUPERMATTE 600X1200 SILVER

## PRISM MARBLE



SURFACE



SUPERMATTE



PUNCH

PRISM MARBLE SUPERMATTE 600X1200 LIGHT

## PIETRA VENETINO



SURFACE



SUPERMATTE



ROCKER EFFECT

PIETRA VENETINO SUPERMATTE ROCKER 600X1200  
LIGHT GREY

## SKYLINE TOKYO



SKYLINE TOKYO SUPERMATTE 600X1200 GREY

SURFACE



SUPERMATTE

## PRISM CHARCOAL



PRISM CHARCOAL SUPERMATTE 600X1200 DARK

SURFACE



SUPERMATTE



PUNCH

## PIETRA ROCKSTONE



PIETRA ROCKSTONE SUPERMATE ROCKER 600X1200  
DARK GREY

SURFACE



DIAMOND SHINE

## ROCA TRANI



ROCA TRANI SUPERMATE 600X1200 CAMEL

SURFACE



SUPERMATE

## PRISM STONE



PRISM STONE SUPERMATE 600X1200 DARK

SURFACE



SUPERMATE



PUNCH

## ROCA NEO BRONZE



ROCA NEO BRONZE DIAMOND SHINE 600X1200\* DARK

SURFACE



DIAMOND SHINE

## MARMI NORDIC



SURFACE



DIAMOND SHINE

MARMI NORDIC DIAMOND SHINE 600X1200 GREY DRAK

## PRISM CHOCOLATE



SURFACE



SUPERMATTE



PUNCH

PRISM CHOCOLATE SUPERMATTE 600X1200 DARK

## PIETRA VERONA



SURFACE



SUPERMATTE



ROCKER EFFECT

PIETRA VERONA SUPERMATTE ROCKER 600X1200 RUST

## ROCA MUSCOVITE



SURFACE



SUPERMATTE

ROCA MUSCOVITE SUPERMATTE 600X1200 SILVER

## PRISM PEBBLE



SURFACE



SUPERMATTE



PUNCH

PRISM PEBBLE SUPERMATTE 600X1200 LIGHT

## MADERA BALTIC



SURFACE



SUPERMATTE

MADERA BALTIC SUPERMATTE 600X1200 GREY

## MARMI TURNADO



SURFACE



SUPERMATTE

MARMI TURNADO SUPERMATTE 600X1200 GREY LIGHT

## PRISM ASH



SURFACE




SUPERMATTE



PUNCH

PRISM ASH SUPERMATTE 600X1200 LIGHT

## PIETRA ASHFALL



SURFACE



SUPERMATTE




ROCKER EFFECT

PIETRA ASHFALL SUPERMATTE ROCKER 600X1200  
GREY DARK



## ROCA HAUTEVILLE



SURFACE



SUPERMATTE

ROCA HAUTEVILLE SIPERMATTE 600X1200 IVORY

## PRISM CREMA



SURFACE



SUPERMATTE



PUNCH

PRISM CREMA SUPERMATTE 600X1200 LIGHT

## PIETRA CREMA




SURFACE



SUPERMATTE

PIETRA CREMA SUPERMATTE 600X1200 BEIGE

## PLAIN IVORY



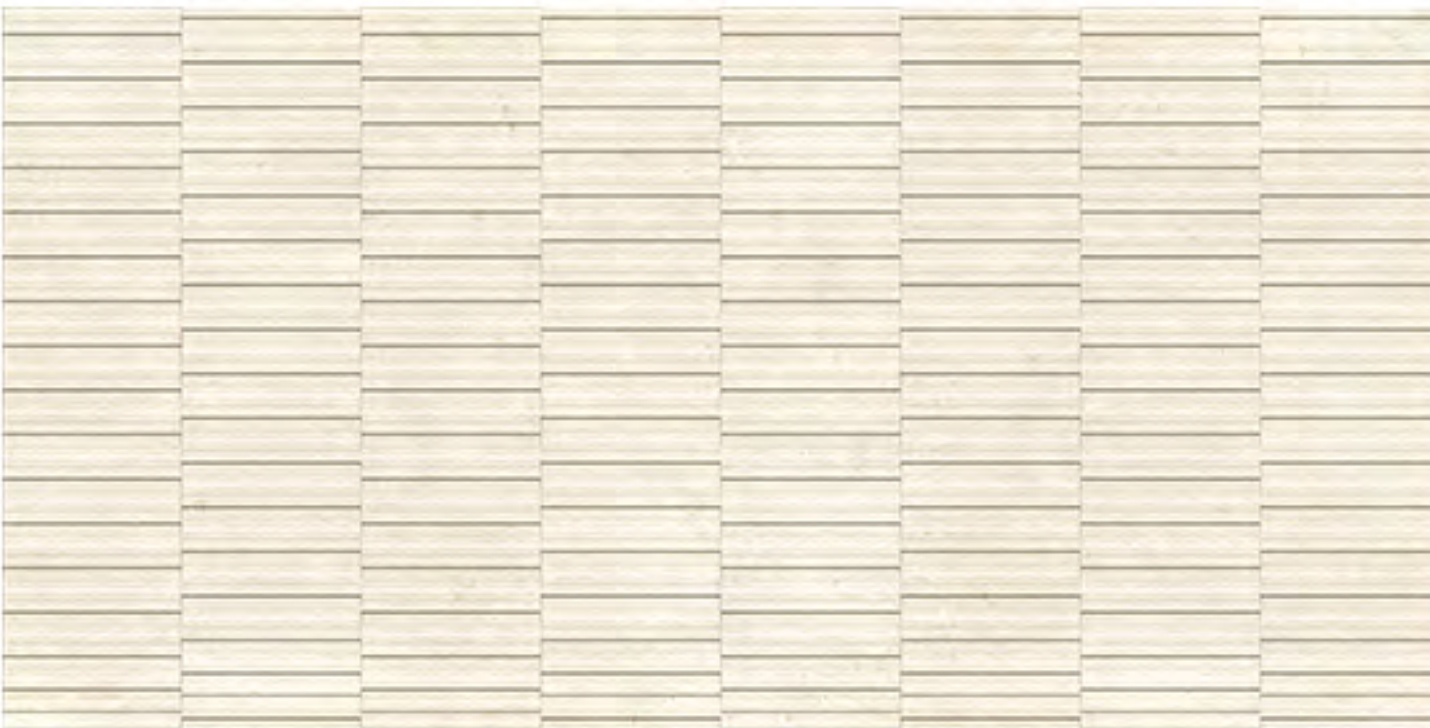
SURFACE



SUPERMATTE

PLAIN IVORY SUPERMATTE 600X1200 BONE WHITE

## STRIPE CREMA



SURFACE



SUPERMATTE



PUNCH

STRIPE CREMA SUPERMATTE 600X1200 LIGHT

## PIETRA CREMA



SURFACE



SUPERMATTE

PIETRA CREMA SUPERMATTE 600X1200 BEIGE

## SKYLINE ATLANTIC



SKYLINE ATLANTIC SUPERMATTE 600X1200 FOG

SURFACE



SUPERMATTE

## STRIPE PEBBLE



STRIPE PEBBLE SUPERMATTE 600X1200

SURFACE



SUPERMATTE



PUNCH

## MARMI JADE



MARMI JADE DIAMOND SHINE 600X1200\* DARK RUST

SURFACE



DIAMOND SHINE

## ROCA TRANI



SURFACE



SUPERMATTE

ROCA TRANI SUPERMATTE 600X1200 CAMEL

## STRIPE BEIGE



SURFACE




SUPERMATTE



PUNCH

STRIPE BEIGE SUPERMATTE 600X1200 BEIGE

## PIETRA CREMA



SURFACE



SUPERMATTE

PIETRA CREMA SUPERMATTE 600X1200 BEIGE

## MARMI NORDIC



SURFACE



DIAMOND SHINE

MARMI NORDIC DIAMOND SHINE 600X1200 GREY DARK

## STRIPE CHOCOLATE



SURFACE



SUPERMATTE



PUNCH

STRIPE CHOCOLATE SUPERMATTE 600X1200 DARK

## PIETRA VERONA



SURFACE



SUPERMATTE



ROCKER EFFECT

PIETRA VERONA SUPERMATTE ROCKER 600X1200 RUST

## ROCA VOLCANO




ROCA VOLCANO SUPERMATTE 600X1200 IVORY

SURFACE



SUPERMATTE

## STRIPE STONE



STRIPE STONE SUPERMATTE 600X1200 DARK

SURFACE



SUPERMATTE



PUNCH

## PIETRA GRITSTONE



PIETRA GRITSTONE SUPERMATTE ROCKER 600X1200 DARK GREY

SURFACE



SUPERMATTE

## ROCA OXY



METRO COGNAC SUPERMATTE 600X1200 DARK

SURFACE



SUPERMATTE



RUCH

## METRO COGNAC



ROCA OXY SUPERMATTE 600X1200 GREIGE

SURFACE



SUPERMATTE

## MADERA MERANTI



MADERA MERANTI SUPERMATTE LUSTER 200X1200\* FAWN

SURFACE



SUPERMATTE



LUSTRE

## MARMI CANYON



MARMI CANYON SUPERMATTE 600X1200 BEIGE

SURFACE



SUPERMATTE

## METRO IMPERIA



METRO IMPERIA SUPERMATTE 600X1200 DARK

SURFACE



SUPERMATTE



PUNCH

## MADERA BUTTERNUT



MADERA BUTTERNUT SUPERMATTE 600X1200\* ASH

SURFACE



SUPERMATTE



## SKYLINE ATLANTIC



SKYLINE ATLANTIC SUPERMATE 600X1200 FOG

SURFACE



SUPERMATE

## METRO CHROME



METRO CHROME SUPERMATE 600X1200 LIGHT

SURFACE



SUPERMATE



PUNCH

## MARMI TUNDRA




MARMI TUNDRA DIAMOND SHINE 600X1200\* GREY DARK

SURFACE



DIAMOND SHINE

## PIETRA CREMA



PIETRA CREMA SUPERMATTE 600X1200 BEIGE

SURFACE



SUPERMATTE

## METRO CLASSIC



METRO CLASSIC SUPERMATTE 600X1200 DARK

SURFACE



SUPERMATTE



PUNCH

## MADERA BOSCO



MADERA BOSCO SUPERMATTE LUSTER 600X1200 ALMOND

TEXTURE



LUSTRE

SURFACE



SUPERMATTE

## SKYLINE NEWYORK



SKYLINE SUPERMATTE 600X1200 SILVER

SURFACE



SUPERMATTE

## METRO SPIRIT



METRO SPIRIT SUPERMATTE 600X1200 LIGHT

SURFACE



SUPERMATTE



PUNCH

## ROCA AMAZON



ROCA AMAZON SUPERMATTE 600X1200 CLAY

SURFACE



SUPERMATTE

## MADERA ALDER



TEXTURE

SURFACE



LUSTRE



SUPERMATTE

MADERA ALDER SUPERMATTE LUSTER 200X1200\*  
SEPIA

## METRO ROBLE



SURFACE




SUPERMATTE



PUNCH

METRO ROBLE SUPERMATE 600X1200

## MADERA BOSCO



TEXTURE

SURFACE




LUSTRE



SUPERMATTE

MADERA TIMBER SUPERMATTE LUSTER 600X120  
COCA DARK

## PLAIN IVORY



SURFACE



SUPERMATTE

PLAIN IVORY SUPERMATTE 600X1200 BONE WHITE

## METRO TRIBAL



SURFACE




SUPERMATTE



PUNCH

METRO TRIBAL SUPERMATTE 600X1200 LIGHT

## SKYLINE HUWAI



SURFACE



SUPERMATTE

SKYLINE HUWAI SUPERMATTE 600X1200 DARK GREY

# SKYLINE PARIS



TEXTURE SURFACE

ROCKER EFFECT LUSTRE VELVET MATTE

SKYLINE VELVET ROCKER LUSTER 600X1200 GREY LIGHT

# METRO MONARCH



SURFACE

SUPERMATTE PUNCH

METRO MONARCH SUPERMATTE 600X1200 DARK

# ROCA CORAL



TEXTURE SURFACE

LUSTRE SUPERMATTE ROCKER EFFECT

ROCA CORAL SUPERMATTE ROCKER LUSTER 600X1200 GREY

## MARMI TURNADO



SURFACE



SUPERMATTE

MARMI TURNADO SUPERMATTE 600X1200 GREY LIGHT

## METRO ELEGANT



SURFACE




SUPERMATTE



PUNCH

METRO ELEGANT SUPERMATTE 600X1200 LIGHT

## MADERA JACARANDA



SURFACE



SUPERMATTE

MADERA JACARANDA SUPERMATTE 600X1200 GREY

## SKYLINE KARACHI



TEXTURE SURFACE



LUSTRE



SUPERMATTE

SKYLINE KARACHI SUPERMATTE LUSTER 600X1200 BEIGE

## METRO CAVE



SURFACE




SUPERMATTE



PUNCH

INFINITO CAVE SUPERMATTE 600X1200 DARK

## SKYLINE SEATTLE



TEXTURE SURFACE



LUSTRE



SUPERMATTE



ROCKER EFFECT

SKYLINE SEATTLE SUPERMATTE LUSTER 600X1200 GREY



## SKYLINE KARACHI



TEXTURE SURFACE



LUSTRE



SUPERMATTE

SKYLINE KARACHI SUPERMATTE LUSTER 600X1200 BEIGE

## STRIPE CHARCOAL



SURFACE




SUPERMATTE



PUNCH

STRIPE CHARCOAL SUPERMATTE 600X1200 DARK

## ROCA HILTON




SURFACE



SUPERMATTE

ROCA HILTON SUPERMATTE 600X1200 SHADOW

## SKYLINE WASHINGTON



SURFACE



SUPERMATTE

SKYLINE WASHINGTON SUPERMATTE 600X1200 GREY LIGHT

## METRO GRAVITY



SURFACE



SUPERMATTE



PUNCH

METRO GARVITY SUPERMATTE 600X1200 LIGHT

## MARMİ CAESAR



SURFACE



DIAMOND SHINE

MARMİ CAESAR DIAMOND SHINE 600X1200 MIX DARK

## SKYLINE TOKYO



SKYLINE TOKYO SUPERMATTE 600X1200 GREY

SURFACE



SUPERMATTE

## METRO RIVOLI



METRO RIVOLI SUPERMATTE 600X1200 DARK

SURFACE



SUPERMATTE



PUNCH

## PIETRA ROCKSTONE



PIETRA ROCKSTONE SUPERMATTE ROCKER 600X1200  
DARK GREY

SURFACE



SUPERMATTE



ROCKER EFFECT

## SKYLINE HUWAI



SURFACE



SUPERMATTE

SKYLINE HUWAI SUPERMATTE 600X1200 DARK GREY

## METRO ASPHALT



SURFACE



SUPERMATTE



PUNCH

METRO ASPHALT SUPERMATTE 600X1200 DARK

## MARMİ TUNDRA




SURFACE



DIAMOND SHINE

MARMİ TUNDRA DIAMOND SHINE 600X1200\* GREY DARK

## SKYLINE WASHINGTON



SURFACE



SUPERMATTE

SKYLINE WASHINGTON SUPERMATTE 600X1200 GREY LIGHT

## METRO DESERT



SURFACE



SUPERMATTE



PUNCH

METRO DESERT SUPERMATTE 600X1200 LIGHT

## MADERA BALTIC



SURFACE



SUPERMATTE

MADERA BALTIC SUPERMATTE 600X1200 GREY

## ROCA SAVANNA

---



SURFACE



DIAMOND SHINE

ROCA SAVANNA DIAMOND SHINE 600X1200 BEIGE LIGHT

## DECORO FOREST

---



SURFACE



DIAMOND SHINE

DECORO FOREST SDIAMOND SHINE 600X1200 MIX DARK

## MARMI JADE

---



SURFACE



DIAMOND SHINE

MARMI JADE DIAMOND SHINE 600X1200\* DARK RUST

## ROCA SAVOY



SURFACE



DIAMOND SHINE

ROCA SAVOY DIAMOND SHINE 600X1200 BEIGE DARK

## DECORO FLORA



SURFACE



DIAMOND SHINE

DECORO FLORA DIAMOND SHINE 600X1200  
BEIGE LIGHT

## ROCA CORAL



TEXTURE



LUSTRE

SURFACE



SUPERMATTE



ROCKER EFFECT

ROCA CORAL SUPERMATTE ROCKER LUSTER 600X1200\*  
BEIGE DARK

## PIETRA MARBELOUS



SURFACE



SUPERMATTE



ROCKER EFFECT

PIETRA MARBELOUS SUPERMATTE ROCKET 600X1200  
GREY DARK

## DECORO ESTEEM



SURFACE



DIAMOND SHINE

DECORO ESTEEM DIAMOND SHINE 600X1200  
GREY DARK

## MARMI CLAROS



SURFACE



DIAMOND SHINE

MARMI CLAROS SUPERSHINE 600X1200\* MIX DARK



# SKYLINE PARIS



TEXTURE

SURFACE



ROCKER EFFECT




LUSTRE



VELVET MATT

SKYLINE PARIS VELVET ROCKER LUSTER 600X1200\*  
LIGHT GREY

# DECORO VECTORIA



SURFACE



DIAMOND SHINE

DECORO VECTORIA DIAMOND SHINE 600X1200  
GREY DARK

# PIETRA MARBELOUS



SURFACE



SUPERMATTE



ROCKER EFFECT

PIETRA MARBELOUS SUPERMATTE ROCKET 600X1200  
GREY DARK



**Sustainable Management System Inc.**  
**Certificate of Registration**

*This is to certify that, the*

**Management Systems of**  
**Orient Material Private Limited**

Plot # 354, FIEDMC Industrial Area  
Near M3 - Sahianwala Interchange, Faisalabad, Pakistan

*has been assessed and registered against the provision of*

**ISO 9001:2015**  
**Quality Management Systems**  
*for the following scope*

**Manufacturer, Supplier & Exporter**  
**of Porcelain Floor Tiles**

Initial Issue Date : 30-Mar-23  
Current Issue Date : 30-Mar-23  
Valid Till : 29-Mar-24  
1st Surveillance Due Date : 29-Feb-24  
2nd Surveillance Due Date : 28-Feb-25

Registration Number : SMS-2022294  
Certificate Number : SMS-MS-22394  
EA Code : 28  
Exclusion : 8.3  
Issue No : 01

Approved By:

President & CEO



This is an accredited certificate authorized for issue by Accreditation Service for Certifying Bodies LLC who has assessed Sustainable Management System Inc. against defined criteria and in cognizance of ISO 17021:2015 'Conformity Assessment - Requirements for bodies providing audit and certification of management systems. This certificate is only valid when confirmed by the register listed in the International Register of Quality Assessed Organizations and Sustainable Management System Inc. The validity of this certificate can be checked at [www.irqao.com](http://www.irqao.com) and [www.smscert.com/certificate-check](http://www.smscert.com/certificate-check)

**This certificate is the property of Sustainable Management System Inc.**  
3706 Suite#6B, 69 Street, Woodside, New York 11377, USA  
E-mail: [info@smscert.com](mailto:info@smscert.com), web: [www.smscert.com](http://www.smscert.com)



## **Sustainable Management System Inc.**

### **Certificate of Registration**

*This is to certify that, the*

**Management Systems of**

### **Orient Material Private Limited**

Plot # 354, FIEDMC Industrial Area  
Near M3 - Sahianwala Interchange, Faisalabad, Pakistan

*has been assessed and registered against the provision of*

### **ISO 14001:2015**

### **Environmental Management Systems**

*for the following scope*

### **Manufacturer, Supplier & Exporter of Porcelain Floor Tiles**

Initial Issue Date : 30-Mar-23  
Current Issue Date : 30-Mar-23  
Valid Till : 29-Mar-24  
1st Surveillance Due Date : 29-Feb-24  
2nd Surveillance Due Date : 28-Feb-25

Registration Number : SMS-2022295  
Certificate Number : SMS-MS-22395  
EA Code : 28  
Exclusion : N/A  
Issue No : 01

Approved By:

President & CEO



This is an accredited certificate authorized for issue by Accreditation Service for Certifying Bodies LLC who has assessed Sustainable Management System Inc. against defined criteria and in cognizance of ISO 17021:2015 'Conformity Assessment - Requirements for bodies providing audit and certification of management systems. This certificate is only valid when confirmed by the register listed in the International Register of Quality Assessed Organizations and Sustainable Management System Inc. The validity of this certificate can be checked at [www.irqao.com](http://www.irqao.com) and [www.smscert.com/certificate-check](http://www.smscert.com/certificate-check)

**This certificate is the property of Sustainable Management System Inc.**

3706 Suite#6B, 69 Street, Woodside, New York 11377, USA

E-mail: [info@smscert.com](mailto:info@smscert.com), web: [www.smscert.com](http://www.smscert.com)



## Foundary Service Centre (FSC)

University of Engineering and Technology Lahore-54890, Pakistan

Ph: 042 99029387 Fax: 042 99250202 Email:directorfsc@uet.edu.pk

Dated:29.11.2022

FSC/UET/Chem/11/2022/S14

Orient Group of Companies,

Multan Road Lahore.

### Subject: Water Absorption Test for Tiles

With reference to Ref No. Nil dated: 22-11-2022, result of the provided sample/s is reported below.








Sr. No.	Sample	Water Absorption
		%
1	Sample 1	0.4

Prof. Dr. Muhammad Asif Rafiq  
Director (FSC)

Note: The above results pertain to the supply samples only. As the sampling has been done by the client, therefore its authenticity lies with them. After issuance of the report, the samples will be retained for 15 days until negotiated otherwise. The non-negotiable results will not be challenged.

Foundary Service Centre, Opposite Gate no 5, near Industrial Manufacturing Department, University

# TECHNICAL DATA SHEET

Sr. No.		TECHNICAL CHARACTERISTICS	STANDARD TEST METHOD	INTERNATIONAL STANDARD	ORIENT CERAMICA
1.		Length & Width	BS EN ISO 10545-2	+/- 0.6%	+/- 0.1%
2.		Thickness	BS EN ISO 10545-2	+/- 5.0%	+/- 3.0%
3.		Rectangle Squareness	BS EN ISO 10545-2	+/- 0.6%	+/- 0.2%
4.		Straightness of Sides	BS EN ISO 10545-2	+/- 0.5%	+/- 0.2%
5.		Surface of Flatness	BS EN ISO 10545-2	+/- 0.6%	+/- 0.2%
6.		Water Absorption	BS EN ISO 10545-3	$\leq 0.5\%$	$< 0.1\%$
7.		Modulus of Rupture	BS EN ISO 10545-4	$\geq 35\text{N/mm}^2$	$\geq 40\text{N/mm}^2$

Sr. No.		TECHNICAL CHARACTERISTICS	STANDARD TEST METHOD	INTERNATIONAL STANDARD	ORIENT CERAMICA
8.		Breaking Strength	BS EN ISO 10545-4	$\geq 1300$ N	$\geq 2000$ N
9.		Resistance to Deep Abrasion	BS EN ISO 10545-7	$\leq 175/\text{mm}^3$	PEI IV
10.		Resistance to Thermal Shock	BS EN ISO 10545-9	No visible defects	Resistant
11.		Frost Resistance	BS EN ISO 10545-12	No visible damage	Resistant
12.		Resistance to Chemicals	BS EN ISO 10545-13	No visible defects	No visible defects
13.		Color Resistance to UV Lights	DIN 51094	No change in color	No change in color

Disclaimer: The actual tile colors may differ from the tile colors shown in this catalogue.

# **ORIENT**CERAMICA

📍 **ORIENT MATERIAL (Pvt. Ltd.)**

☎ UAN: 111 ORIENT (674-368)

✉ Email: [info@orientceramica.com](mailto:info@orientceramica.com)

📍 Head Office: Orient Group, 26km, Multan Rd, Lahore, Pakistan

📍 Factory: Plot#354, M3 Industrial Estate, FIEDMC Sahianwala,  
Faisalabad, Pakistan

